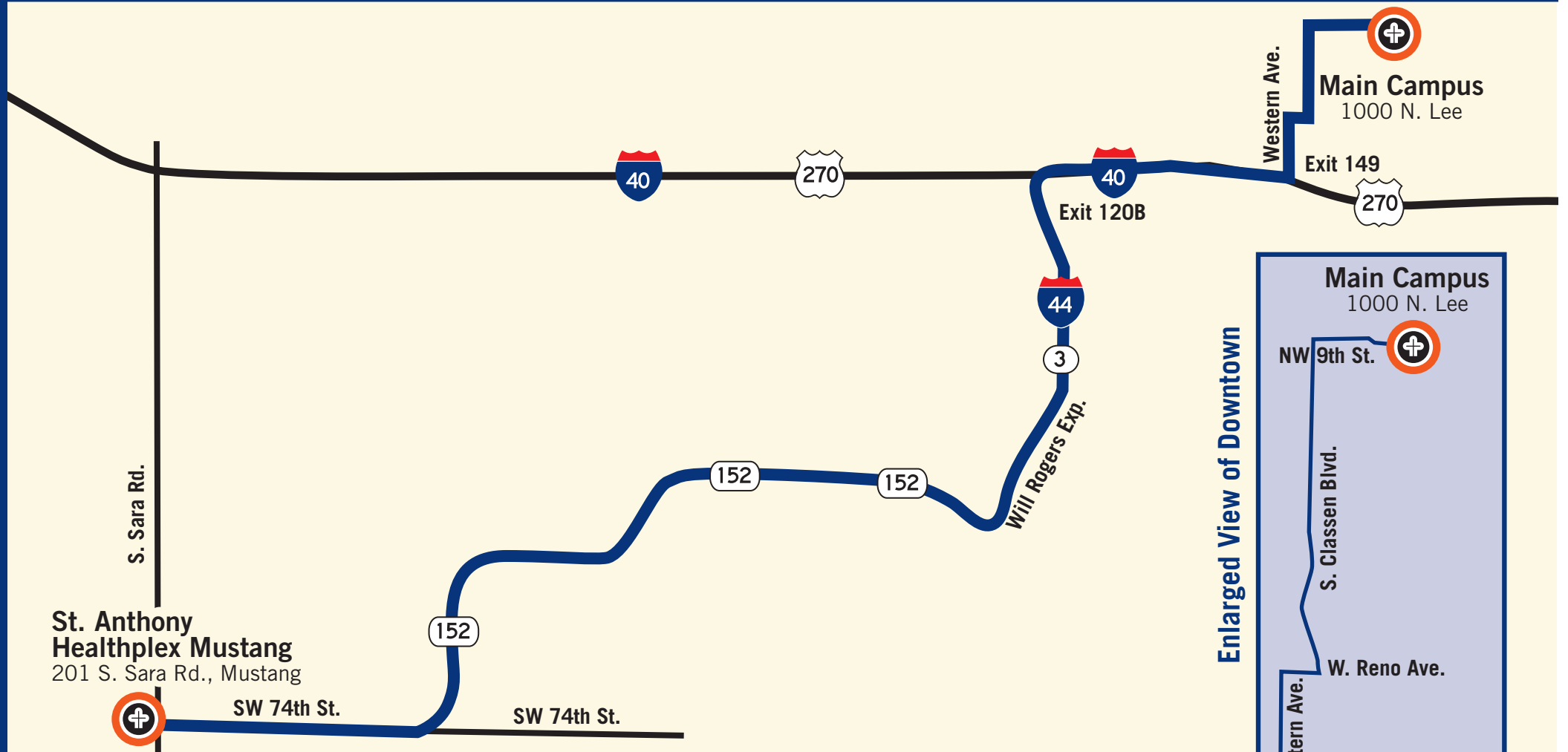


Directions

St. Anthony Healthplex Mustang to St. Anthony Hospital Main Campus



DIRECTIONS from 201 S. Sara Rd. to 1000 N. Lee Ave.

- Start out going north on S Sara Rd/OK-4 toward E State Highway 152/OK-152.
- Take the 1st right onto E State Highway 152/OK-152. Continue to follow OK-152 E.
- Merge onto I-44 E/OK-3 W/Will Rogers Expy N via the exit on the left toward Tulsa/Downtown.
- Merge onto I-40 E/US-270 E via EXIT 120B toward Ft Smith.
- Take the Western Ave exit, EXIT 149. Turn left onto S Western Ave.
- Turn right onto W Reno Ave. W Reno Ave. is just past SW 2nd St. Take the 1st left onto S Classen Blvd.
- Turn right onto NW 9th St. Take the 3rd left onto N Lee Ave. 1000 N LEE AVE is on the right.



St. Anthony

Directions

St. Anthony Healthplex Mustang to St. Anthony Hospital Main Campus



DIRECTIONS from 201 S. Sara Rd. to 1000 N. Lee Ave.

- Start out going north on S Sara Rd/OK-4 toward E State Highway 152/OK-152.
- Take the 1st right onto E State Highway 152/OK-152. Continue to follow OK-152 E.
- Merge onto I-44 E/OK-3 W/Will Rogers Expy N via the exit on the left toward Tulsa/Downtown.
- Merge onto I-40 E/US-270 E via EXIT 120B toward Ft Smith.
- Take the Western Ave exit, EXIT 149. Turn left onto S Western Ave.
- Turn right onto W Reno Ave. W Reno Ave. is just past SW 2nd St. Take the 1st left onto S Classen Blvd.
- Turn right onto NW 9th St. Take the 3rd left onto N Lee Ave. 1000 N LEE AVE is on the right.



St. Anthony

MAP OF CAMPUS

 ST. ANTHONY HOSPITAL

 JOYFUL BEGINNINGS


 E.R. ENTRANCE

 HEART E.R. ENTRANCE

 ST. ANTHONY PARKING

 WEST ENTRANCE

Valet Parking Saints Heart &
Self Parking Vascular Institute
Admitting Cath. Lab
Cafeteria Inpatient Visiting

 Valet Parking Outpatient Plaza MRI
Breast Center PET/CT
Saints Medical Sleep Center
Plaza Imaging Starbucks

 EAST ENTRANCE

Self Parking CT Center
Admitting Hospital MRI
Hematology Outpatient Services
Oncology Radiology
Physicians
Cancer Institute



St. Anthony
saints in action.

Campus Map CONSTRUCTION 8.5x11.pdf 1 11/17/14 10:39 AM



MAP OF CAMPUS

 ST. ANTHONY HOSPITAL

 JOYFUL BEGINNINGS


 E.R. ENTRANCE

 HEART E.R. ENTRANCE

 ST. ANTHONY PARKING

 WEST ENTRANCE

Valet Parking Saints Heart &
Self Parking Vascular Institute
Admitting Cath. Lab
Cafeteria Inpatient Visiting

 Valet Parking Outpatient Plaza MRI
Breast Center PET/CT
Saints Medical Sleep Center
Plaza Imaging Starbucks

 EAST ENTRANCE

Self Parking CT Center
Admitting Hospital MRI
Hematology Outpatient Services
Oncology Radiology
Physicians
Cancer Institute



St. Anthony
saints in action.

